

# AAC and Errorless Co-Construction of Language: Making Language Real

John M. Costello  
Director, Augmentative  
Communication Program  
Children's Hospital Boston  
[John.costello@childrens.harvard.edu](mailto:John.costello@childrens.harvard.edu)



---

---

---

---

---

---

---

---

## Language development

- language learning proceeds uniformly within and across linguistic communities despite extensive variability of the input provided to individuals

• The invention of language by children: Environmental and biological influences on the acquisition of language. In Gleitman, L., & Liberman, M. (Eds.), Language: An invitation to cognitive science (2nd edition). Cambridge, MA: MIT Press.



---

---

---

---

---

---

---

---

This is true for all languages and gestural codes BUT is also based on the fact that the child can USE language



---

---

---

---

---

---

---

---

## My motivation:

- IEP goal (ugh):

Johnny will communicate a choice from a field of three symbols with 80% accuracy

Johnny will identify the appropriate symbol from a field of three symbols given verbal prompts

Johnny will match a symbol to a like referent with 80% accuracy



---

---

---

---

---

---

---

---

## How about...

- Johnny will experience the power of language and the meaning of a symbol through creative and supported exploration of language



---

---

---

---

---

---

---

---

## In addition:

- Phrase based communication system
- Encoding instruction is very 'language arts/ curriculum' based, and fun and function is removed
- Communication support focuses on curriculum and personal needs.



---

---

---

---

---

---

---

---

### Tools needed:

- A bunch of symbols/photos with velcro on back
- A Veltex board
- Eye gaze from for those unable to direct access
- A white board
- Color makers
- Toys/objects to match your symbols
- imagination



---

---

---

---

---

---

---

Patient photos or videos



---

---

---

---

---

---

---

Patient photos or videos



---

---

---

---

---

---

---

Patient photos or videos



---

---

---

---


---

---

---

---

Patient photos or videos



---

---

---





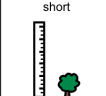




---

---


---

---

---

cat 	outside 	see 	
	play 		short 
cow 	green 	shoes 	cricket ball 

Vocabulary selected



---

---

---

---

---

---

---

---

there was a

short

cow

with

green

shoes

and he was

lookING

outside

at a

cat

playiNG

with a

cricket ball

**Vocabulary 'enhanced'**

---

---

---

---

---

---

---

---

Patient photos or videos

Cha  
To

---

---

---

---

---

---

---

---

Patient photos or videos

---

---

---

---


---

---

---

---

Patient photos or videos



---

---









---


---

---

---

---

she 	going to happen 	itchy 	diarrhea 
WILL 	play 	appointment 	stop 



---

---

---


---

---

---

---

Patient photos or videos



---

---

---

---

---

---

---

Patient photos or videos




---

---

---

---

---

---

---

---


going to happen

WILL WAS play<sup>ING</sup> HE WAS itchy

AND HAD diarr<sup>hea</sup> SO she SAID

stop PLAYING WE HAVE AN appointment

May 3 Dr--10-00




---

---

---

---

---

---

---


---

A made up story by Will that is happening soon:

The Giant Red Sox jumps over the triangle

He kicks the triangle and it breaks

He goes home to get a new triangle.




---

---

---

---

---

---

---

---

**Will' s use of language AFTER repeated errorless Co-construction experience**

William is this pretend? no  
 William is this for real? Yes  
 Are you saying I want to give John a photo of me? Yes

---

---

---

---

---

---

---

---

**Patient photos or videos**

---

---

---

---

---

---

---

---

**This task may support focus on:**

- Inventively manipulating language
- Experimenting with change in meaning based on change in word order
- Focus on left to right orientation
- Using language for imaginary purposes
- Create a novel utterance that is static and may be used to re-tell a story
- Begin creation of a self-authored story book
- Make abstract language more meaningful by drawing and acting out

---

---

---

---

---

---

---

---