



Hair Removal for Phalloplasty

Before you have a phalloplasty, you will need to undergo hair removal at the donor site (typically the arm). All hair should be removed from the crease of the wrist to a minimum of 15 cm up the arm. Ideally 18 cm of hair or more will be removed.

On the underside side of your arm

The hair in this area should be removed by electrolysis rather than laser to ensure full hair removal. This hair should be removed in a strip that is 4 cm at the base and 5.5 cm at the top. This section of your arm will be used to create a urethra, and hair increases the risk of complications.

On the remainder of the forearm

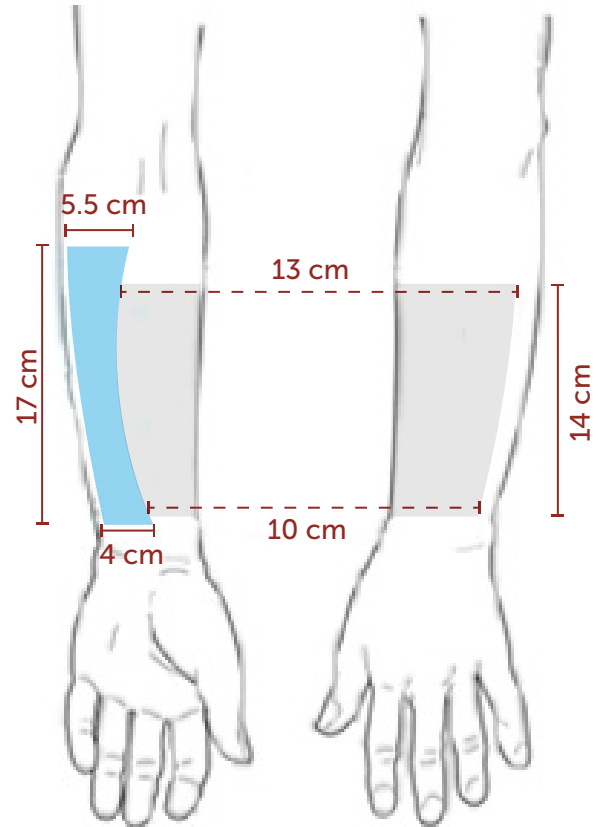
Hair in this area can be removed with laser, electrolysis, or a combination.



You can find a list of trans-affirming hair removal providers in your area at transcaresite.org.

Notes

Front view
(supine)

Back view
(prone)



-  Skin from the pinky side of the arm, focused on its under side, used to form the urethra. Hair in this area must be removed by electrolysis.
-  Skin used to form the outside of the phallus. A laser may be used to remove hair in this area.