

Teaching **Core** Words With Adapted Books

What are **core words**?

Core words are words that are commonly used in language. Because these words are used across a variety of settings and activities, as a student learns to use these words, they support generative language across a variety of tasks. Sample core words include: My, You, Go, Like, Put, See, Turn, Down, In, On, Up, Big, Away, Different, Here, More, Again, Stop.

What are **adapted books**?

Adapted books are books that have been modified to be more accessible and easier to understand for students. For students using AAC, books can be modified to contain picture symbols from their AAC system (e.g., PCS, Unity, SymbolStix). Books that contain core words can be adapted by attaching picture symbols of the core words right on the page with the word being taught.

How do I **make** them?

Identify books that contain the target core words. Books that have a core word repeated often provide frequent opportunities for learning. Sturdy board books work best, but any book can be adapted. Print and laminate the picture symbols (~2"x2", depending on the size of the book) of the target core words. Velcro the picture symbols to each page with the corresponding core word. If teaching a 2-3 word phrase, Velcro the picture symbols in the corresponding symbol sequence.



How do I **use** them?

As you read to your student, use the picture symbols to reinforce the target core words. Begin by pointing to or removing the picture symbols as they are spoken, to draw your student's attention to the symbols. **Model** the corresponding words on your student's AAC device. In time, encourage students to point or remove the picture symbols, and/or say the word/phrase with their device.



Sample Books to Adapt, with Repeated Core Words

| Books to Adapt | Core Words |
|---|-----------------------------|
| <u>Brown Bear, Brown Bear...</u> by Bill Martin Jr., Eric Carle | What, See, Look, You, I, Me |
| <u>Go, Train Go! (Thomas & Friends)</u> by Rev. W. Awdry | Go, Fast, Slow |
| <u>If You Give A Mouse A Cookie</u> by Laura Numeroff | Give, Ask |
| <u>Listen, Listen!</u> by Phillis Gershator, Allison Jay | Listen, Play, Run |
| <u>Where's Spot?</u> by Eric Hill | Where, Behind, Inside |
| <u>That's Not My Truck</u> by Fiona Watt | Not, My |
| <u>Not a Box</u> by Antoinette Portis | Not |
| <u>Go Away Big Green Monster</u> by Ed Emberly | Go, Big |
| <u>Press Here</u> by Herve Tullet | Press, Here |

Sample Pages:



Brown Bear, Brown Bear What Do You See by Bill Martin Jr., Eric Carle



Go, Train Go! (Thomas & Friends) by Rev. W. Awdry

More Resources

- Core Word List: <https://aaclanguagelab.com/files/100highfrequencycorewords2.pdf>
- Core words in three symbols sets by Kate Ahern: <http://www.slideshare.net/teeckidz/core-words-in-three-symbol-sets>
- Core Words in Unity, by vocabulary file: <https://aaclanguagelab.com/resources/CoreStarter>
- Core Words in NOVA chat (PCS), by vocabulary file: http://praacticalaac.org/?wpfb_dl=253
- A collection of printable adapted books: <http://chapelhillsnippets.blogspot.com/2013/02/verbs-verbs-verbs-printable-adapted.html>
- More information on creating adapted books: <http://praacticalaac.org/strategy/literacy-for-everyone-through-adapted-books/>