




How to use a RespiClick inhaler

Your child's provider has prescribed a medication that is given using the RespiClick inhaler. The RespiClick inhaler can be used for 4 kinds of medicines: **ProAir**, **ArmonAir**, **AirDuo** and **Fluticasone/salmeterol**. Which do you use?



1 Wash your hands.



2 Hold the RespiClick inhaler upright. The cap should be at the bottom. Open the cap until you hear it click. This **primes the dose** (gets it ready.)




3 Turn your head away from the inhaler and **exhale** (breath out) all the way.




4 Do not cover the vent with your mouth or hands.



5 Put the inhaler in your mouth and close your lips around the mouthpiece. Take a deep breath in.



6 Take the inhaler out of your mouth and hold your breath for 10 seconds.



7 Close the cap all the way. Repeat steps 2–6 if more than 1 puff is prescribed.



8 Rinse out your mouth with water. Spit.



9 Check the back of the inhaler to see how many doses are left. The numbers will turn red when you have 20 doses left. That means it is time to refill your medication right away.

Do not open the cap unless you are giving a dose. This will throw off the dose count number.

Note: Clean the mouthpiece with a dry cloth only. Do **not** use water on this inhaler.

This Family Education Sheet is available in Spanish.