



# Syndactyly

## What is syndactyly?

Syndactyly means that your child has been born with a webbed hand or conjoined fingers. It affects both hands (bilateral) about half of the time. It most often occurs between the middle and ring fingers.

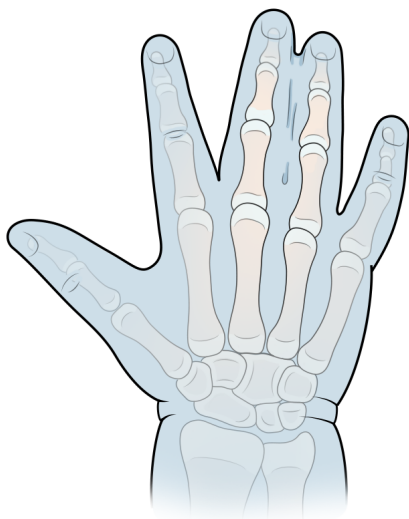
## What causes syndactyly?

During normal development before a baby is born, the hand forms in the shape of a paddle, and later splits into separate fingers. This happens very early, around weeks 6 through 8 of pregnancy. Syndactyly happens if 1 or more fingers do not separate during this time.

It often runs in families. In about 10–40% of children, the condition occurs as an inherited trait. And in some cases, it is part of genetic syndrome, such as Poland syndrome, Apert syndrome or Holt-Oram syndrome.

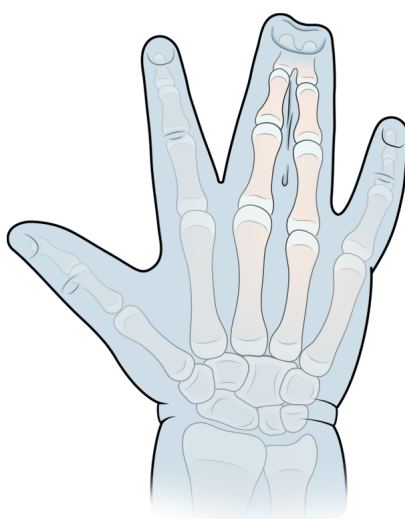
## What are the types of syndactyly?

### Simple



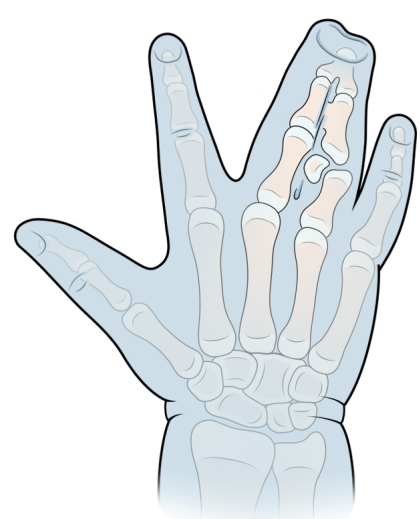
**Simple syndactyly** means that fingers are joined by skin and soft tissue only.

### Complex



**Complex syndactyly** means that underlying bones are also joined together.

### Complicated



**Complicated syndactyly** means that there are extra bones and abnormal tendon and/or ligament development.

## How common is syndactyly?

Syndactyly is a fairly common hand difference. It affects about 1 out of every 2,500 babies. It tends to affect boys more than girls and more Caucasians than African-American or Asian babies.

## How is syndactyly diagnosed?

Syndactyly is often first noticed at birth. It may also be seen on a prenatal ultrasound. Your child may have X-rays to see if the bones of the fingers and hand are involved.

